

1. Go to myaccount.google.com

-OR-

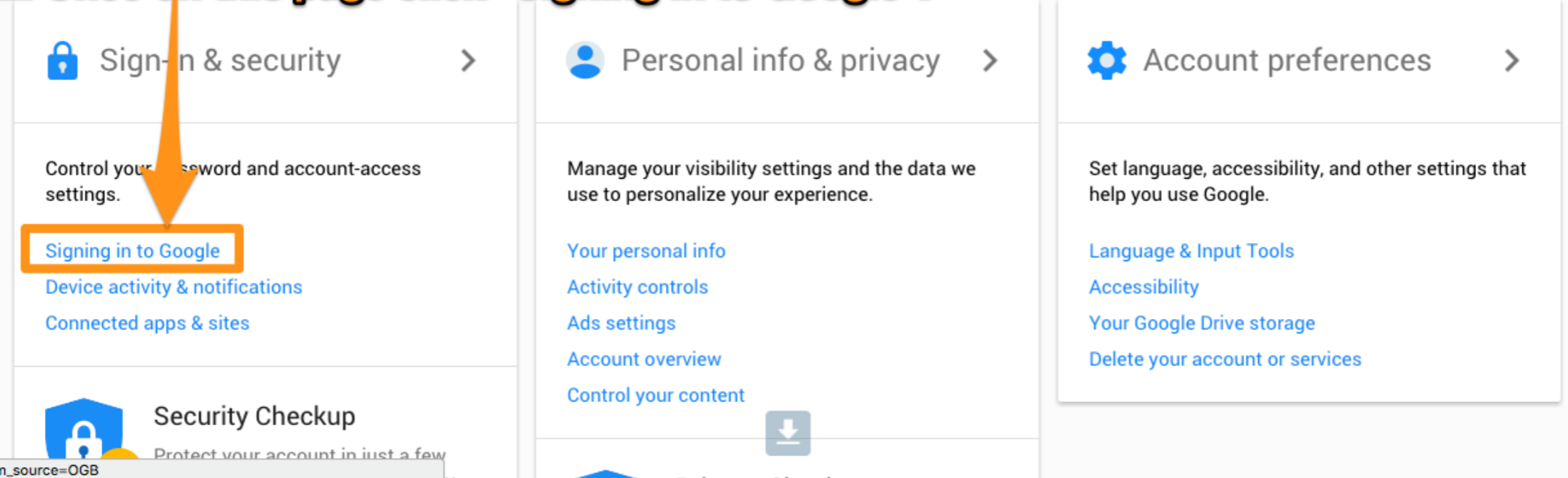
If you are already in your Google Mailbox or Drive, click on your icon and then "My Account".



Control, protect, and secure your account, all in one place

My Account gives you quick access to settings and tools that let you safeguard your data, protect your privacy, and decide how your information can make Google services work better for you.

2. Once on this page click "Signing in to Google".



Welcome

Sign-in & security

- Signing in to Google
- Device activity & notifications
- Connected apps & sites

Personal info & privacy

- Your personal info
- Activity controls
- Ads settings
- Account overview
- Control your content

Account preferences

- Language & Input Tools
- Accessibility
- Your Google Drive storage
- Delete your account or services

Signing in to Google

Control your password and account access, along with backup options if you get locked out of your account.

Make sure you choose a strong password

A strong password contains a mix of numbers, letters, and symbols. It is hard to guess, does not resemble a real word, and is only used for this account.

3. Click on "Password"

Password & sign-in method

Your password protects your account. You can also add a second layer of protection with 2-Step Verification, which sends a single-use code to your phone for you to enter when you sign in. So even if somebody manages to steal your password, it is not enough to get into your account.

Note: To change these settings, you will need to confirm your password.

Password	Last changed: June 21, 2012	>
2-Step Verification	Off	>



Before you can change your password you will be asked to re-enter you current password.

Please re-enter your password



James Puliatte

jpuliatte@flboe.com

4. Enter your current password then click "Sign In".



[Need help?](#)

[Sign in with a different account](#)




← Password




5. Enter your new password in the "New password" field then re-enter your new password in the "Confirm new password" field.

Choose a strong password and don't reuse it for other accounts. [Learn more.](#)

Changing your password will sign you out of all your devices, including your phone. You will need to enter your new password on all your devices.



Password strength:
Use at least 8 characters. Don't use a password from another site, or something too obvious like your pet's name. [Why?](#)



Clicking this "Eye" makes the password you are entering visible.

**6. Click "Change Password".
Now your password has been changed.**

